

1

2

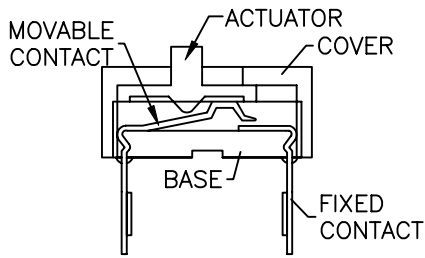
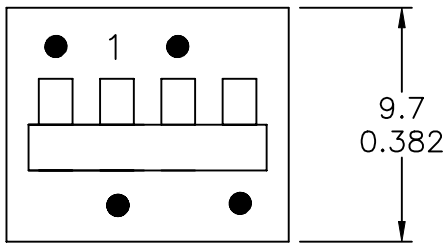
3

4

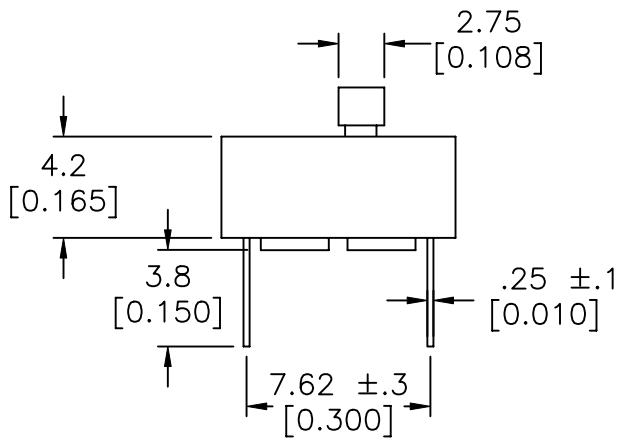
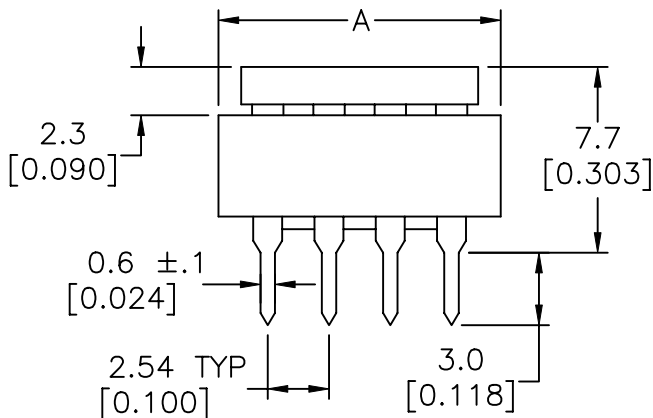
COMPONENT SPECIFICATION

USE OR REPRODUCTION OF THIS DRAWING FOR THE PURPOSE OF MANUFACTURING THIS ARTICLE OR ANY ARTICLES SHOWN FOR ANY PURPOSE IS STRICTLY PROHIBITED WITHOUT WRITTEN PERMISSION FROM SENIOR INDUSTRIES, INC.

A

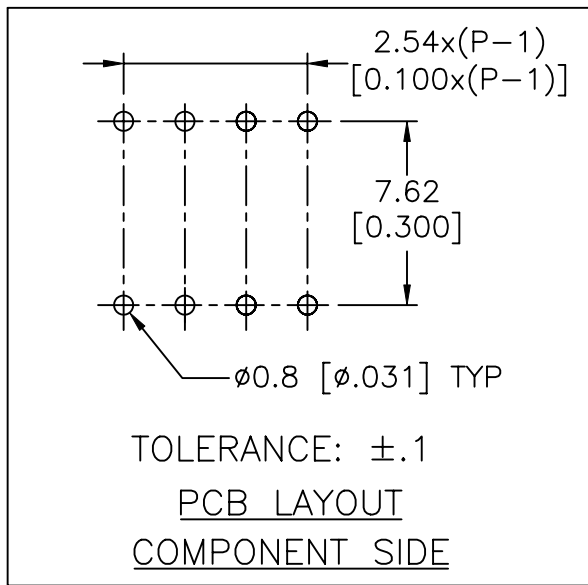
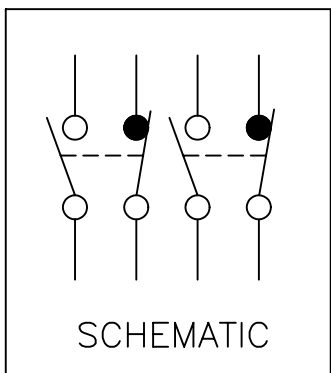


B



SRDS601S SHOWN

C



D

POSITIONS	1	2	3
A	11.7 [0.461]	21.7 [0.854]	31.8 [1.252]

E

DESIGNED:			SYM.	DATE:	DESCRIPTION OF REVISIONS:	DRAWN	APPD.
DRAWN:	GAT	09/19/06	▲	09.19.06	NEW	GAT	JF
CHECKED:	GAT	09/19/06	▲	.	.		
APPROVED:	JF	09/19/06	▲	.	.		

3RD ANGLE		UNIT:	mm[IN]	SCALE:	3:1	REV.	A
-----------	--	-------	--------	--------	-----	------	---



TOLERANCE:	PART NO:
TO 1 DECIMAL PLACE: ±.3	SRDS6XX
TO 2 DECIMAL PLACES: ±.2	TITLE:
AS ANGLES: ±1/2°	DIP SWITCH
SHEET:	1 OF 2

COMPONENT  
SPECIFICATIONUSE OR REPRODUCTION OF THIS DRAWING FOR THE PURPOSE OF MANUFACTURING THIS  
ARTICLE OR ANY ARTICLES SHOWN FOR ANY PURPOSE IS STRICTLY PROHIBITED WITHOUT  
WRITTEN PERMISSION FROM SENIOR INDUSTRIES, INC.SPECIFICATIONSELECTRICAL:

CIRCUIT TYPE: DPDT  
 CONTACT RATING:  
   SWITCHING: 25mA @ 24 VDC  
   NON-SWITCHING: 100mA @ 50 VDC  
 CONTACT RESISTANCE: 50 MILLIOHMS MAX.  
 INSULATION RESISTANCE: 1000 MEGOHMS MIN. AT 100 VDC  
 DIELECTRIC STRENGTH: 500 VRMS MIN. FOR 1 MINUTE

MECHANICAL:

LIFE: 2000 CYCLES MIN.  
 OPERATION FORCE: 800g MAX.

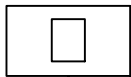
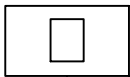
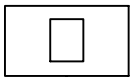
ENVIRONMENTAL:




OPERATING TEMPERATURE: -25°C TO 70°C  
 STORAGE TEMPERATURE: -40°C TO +85°C

MATERIAL:

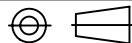
HOUSING: GLASS FILLED POLYESTER, UL94V-0  
 TERMINALS: PHOSPHOR BRONZE, 0.25t  
 PLATING: CONTACT AREA - GOLD PLATING OVER NICKEL  
           TERMINATION AREA - GOLD OVER NICKEL

PART NUMBER BUILDER:

MODEL	TYPE	POSITIONS	ACTUATOR
SRDS			
	6=DPDT	01 02 03	S =STANDARD ST=STANDARD WITH TOP TAPE SEALED

DESIGNED:			SYM.	DATE:	DESCRIPTION OF REVISIONS:	DRAWN	APPD.
DRAWN:	GAT	09/19/06		09.19.06	NEW	GAT	JF
CHECKED:	GAT	09/19/06		. .			
APPROVED:	JF	09/19/06		. .			

3RD ANGLE



UNIT:

mm[IN]

SCALE:

REV.

A

**SENIOR  
INDUSTRIES, INC.**

TOLERANCE:

TO 1 DECIMAL PLACE: ±

TO 2 DECIMAL PLACES: ±

AS ANGLES: ±

SHEET:

PART NO:

SRDS6XX

TITLE:

DIP SWITCH

2 OF 2